

SIMTEL 2000TM

PRIVATE CELLULAR LINK
part of HunterPro's NOVA Security Solutions



Private Cellular Link:

- ✓ **Safe Cellular Response**
- ✓ **Safe Alarm Reports**
- ✓ **Rural Telephony**

*Leader in compatibility and simplicity.
Adapts itself to any existing system.*



PRIVATE CELLULAR LINK

SIMTEL 2000™

HunterPro introduces its new product: the Private Cellular Link **SIMTEL 2000™**. This product includes two main functions which bring a safe cellular communication between the alarm panel and the call center:

- ✓ Safe alarm transmission to the call center even when the user's phone line has been cutted or it is damaged.
- ✓ Switches the dialer of the alarm panel to the cellular network when a fail condition is detected in the urban phone line, preventing a communication problem between the call center and the alarm panel.

FEATURES

Always watches the current of the urban phone line detecting both: phone line cut condition and / or phone line malfunction. An output GND (-) is sent to the alarm panel whenever the urban phone line is failing. This is done for the reason that the alarm panel can send this event to and inform the call center. The alarm panel dialer is switched to the cellular network automatically whenever the phone line fails, or a number of call failures are encountered. Once the problems with the phone line disappear the normal circuit is reconnected again.

PRODUCT DESCRIPTION

SIMTEL 2000™ simulates an standard phone line for the reason that an alarm panel can communicate safely with the call center. Also is continuously monitoring the state of the standard phone line, and when a fail is encountered it switches the alarm panel dialer to the line generated by the **SIMTEL 2000™**. It will also send an output by GND (-) which will inform the failure to the alarm panel. The power can be supplied from the alarm panel's battery, an own battery, or a standard 110V / 220V power source.

OPERATING FEATURES

Compatibility with any alarm panel that uses standard digital transmission over the phone line. It won't require additional equipment in the call center.

It sends to the alarm panel the call signal from the standard phone line and from the cellular phone line. The call center can connect to it with a cellular phone too for emergencies.

BENEFITS

- ✓ Power supply 12Vcc or 110Vac/220Vac.
- ✓ Cost-effective solution in comparison with radio systems.
- ✓ High-immunity against interferences or sabotage.
- ✓ No programming necessary, just connect and integrate to the system now.
- ✓ Totally transparent communication between the alarm panel and the call center.
- ✓ Includes the cellular communicator.

TECHNICAL SPECIFICATIONS

Signals

- ✓ Power source:
11Vcc to 16Vcc.
- ✓ 12V standby:
180 mA.
- ✓ 12V in communication:
750 mA
- ✓ DTMF dialing.

Mechanics

- ✓ Dimensions: 115mm x 160mm x 75mm
- ✓ Weight: 460g
- ✓ Operating temperature: 0 to 40 ° C
- ✓ Humidity: Max. 95% (without condensing).



At the present, we know that we can't trust in an urban phone line only. The phone line can be loosed easily by many reasons: by the weather, by technical or intentional actions. That's why HunterPro has developed **SIMTEL 2000™**: its compatibility with the standard cellular network of USA and any kind of alarm available in the market makes it an standard in security and quality.

SIMTEL 2000™ also lets you send faxes, bringing you powerful and useful tools whenever you need them. It uses the cellular network as a high-reliable way of communication, and for optimizing the exchange of information with the base station. In case the urban phone line wouldn't be available for communication with the base station, **SIMTEL 2000™** will automatically make a connection with the cellular network. Once this happen, all the events will be reported to the base station. And then, **SIMTEL 2000™** will transmit and receive data in the same way as it is done regularly with any urban phone line. In this way, it provides a clear and transparent communication with the base station, which won't notice any difference with a standard phone line and would process all the data normally.

SIMTEL 2000™ also provide some additional features. All this makes it a complete & secure way of communication, which is full-compatible with all Protection Systems offered in the market. This is because it works automatically: so simple that it won't require any difficult installation. All this relay in


a great reduction of the final cost, because it doesn't need additional equipment or technical assistance for making a successful installation. **SIMTEL 2000™** is equipped with his own Cellular Transceiver and a permanent system monitor which look after the health of the system: also watching the external conditions as the internal **SIMTEL 2000™** itself, to assure all is working normally.

FEATURES

- ◆ Uses standard high-priority cellular network, available nationwide.
- ◆ It's full-compatible with all security systems.
- ◆ Automatic monitor of cellular communication.
- ◆ It doesn't require any programming skills for working successfully, and not even in the special features of the system.
- ◆ Out-of-sight installation.



SIMTEL 2000™ has the benefit of working with the cellular network, is very secure and it's fully compatible with all protection systems offered in the market.



SIMTEL 2000™ lets you lower costs in cellular calls from your company - with a simple installation offers a cellular line to the whole building with the press of a digit.

SPECIFICATIONS

Cellular System

- Local cellular telephone network, available in a nationwide range.
- Frequency range: 880 MHz to 889 MHz.
- Supports all kind of communication protocols, fax support.

Power Supply: 12 Volt

- 0.75A - transmitting
- 0.18A - not transmitting
- RF Output: Max. 1.5 Watts.
- 12 V Battery, 4 A.h or higher strictly recommended.

Dimensions

- ◆ 115mm X 160mm X 75mm.

Weight

- ◆ 0.46Kg.

Contáctenos!

support@hunterpro.com
www.hunterpro.com



GENERAL OPERATION

To make the cellular phone report data through the cellular network, it is necessary to activate the commutation relay which Coil contacts are in R(+) and R(-). In R(+) you have to connect positive max. +12V, and in R(-) you have to connect GND directly or through another peripheral.

Cellular Phone Line is accessed in the contacts R and T, by activating the commutation Relay. If you connect a standard phone into R and T, and activate the commutation Relay, when going off hook you'll hear the simulated «phone line tone». Then if you dial any phone number, the **SIMTEL 2000™** will automatically dial that number. You can also connect a FAX in R and T to send and receive faxes at anytime and automatically or even connect a PC modem (max. 4800 bps) to connect to Internet. In this last case, the volume must be set to the minimum.

USES OF SIMTEL 2000

1) Using the cellular phone line as the only line source for the alarm panel:

- R and T => R and T (Panel)**
- R(+) => +12V**
- R(-) => GND**

Line Failure is not used in this case.

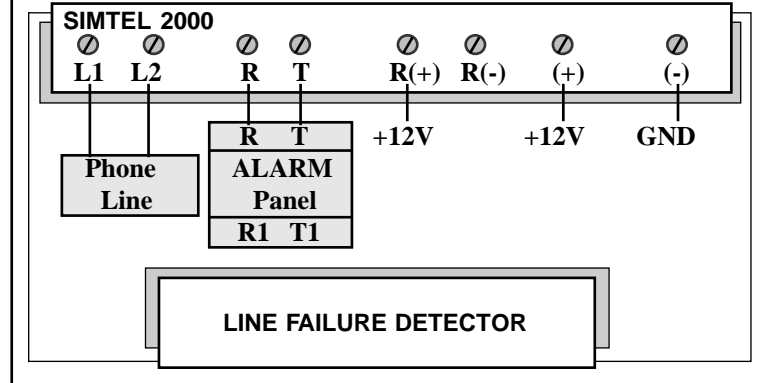
2) Using the cellular phone line as a backup to the standard phone line in case a failure condition is detected.

FEATURES

- A)** Alarm reporting to call center.
- B)** Alarm download from call center.
- C)** Replacement of the urban phone line for telephone communications, data transmission, and fax.
- D)** Internet communication at 4800 bps setting the cellular volume to the minimum.
- E)** Using the cellular phone line as the only line source for the alarm panel.

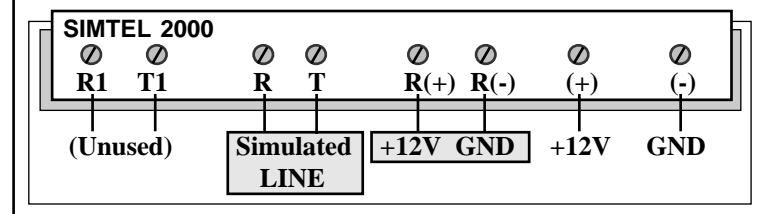
CONNECTIONS FOR A) and B):

-**SIMTEL 2000** is used as an urban phone line backup through the Line Failure Detector included in the unit.



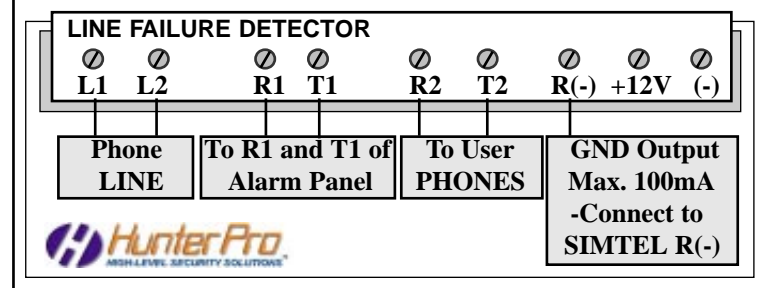
CONNECTIONS FOR C), D) and E):

-R1 and T1 are unused. -R and T are simulated line.
-R(+) Relay must connect to +12V and R(-) to GND.
-R and T are connected to a phone connection box with a RJ11 jack, and then it is possible to plug there a phone, a fax, or a modem (max. 4800) setting the volume to the minimum.



LINE FAILURE DETECTOR

-This module replace the urban phone line with the cellular phone line when a failure condition is detected. Then the user's phones or the alarm panel will be connected to the cellular line.



NEW! PREFIX NUMBER PROGRAMMING

-It is possible to add a **Prefix Number** to every number that **Simtel** will dial. In this way, **Simtel** will always dial a **Prefix Number** (if programmed) before dialing the number received. To enter this programming mode, you must digit directly into **Simtel**'s cellular (without going off hook):

- i)** Digit «*» «0» «#» to enter **Prefix Number** programming mode.
- ii)** Digit the **Prefix Number** to be programmed (or nothing to delete the **Prefix Number**).
- iii)** Digit «#» to finish and save the new **Prefix Number**.

SIMTEL 2000 ALARM PANEL CONNECTIONS GUIDE:

PINOUT NUMBER AND ITS CORRESPONDING CONNECTION:

PINS 1 & 2 (L1 & L2)	-LINE SOURCE FROM URBAN PHONE LINE
PINS 3 & 4 (R & T)	-SIMULATED PHONE LINE OUTPUT TO ALARM PANEL
PINS 5 & 7 (R+ & (+))	-+12 VDC FROM BATTERY (+)
PIN 6 (R-)	-NO CONNECTION
PIN 8 (-)	-GROUND OR NEGATIVE FROM BATTERY (-)

CONNECTIONS FROM LEFT TO RIGHT (see image below):

- 1) L1
- 2) L2
- 3) R
- 4) T
- 5) R+ (+12VDC)
- 6) R- NO CONNECTION
- 7) (+) (+12VDC)
- 8) (-) (GROUND)

